



Cardiovascular Rehabilitation Stakeholder Forum #5

Meeting Summary Notes | June 27, 2023; 3:00 - 4:00PM

GROUPS INVITED: Approximately 60 stakeholders joined the call with invitations extended to the CorHealth Cardiac Leadership Council, Cardiovascular Rehabilitation Programs, the Rehabilitative Care Alliance, Ministry of Health Partners, and Heart and Stroke Foundation Leadership.

DISCLAIMER: The information in this document represents a high-level summary to capture the discussion at the point of time of the meeting and is NOT general guidance

HIGHLIGHTS

Welcome

Erin McPherson opened the meeting with a Land Acknowledgement.

Dr. Karen Harkness and Dr. Paul Oh provided introductory remarks and reviewed the meeting objectives:

- To review updated CR data collection results to date
- To continue the dialogue and activity supporting a progressive approach to measure, monitor, and report on the status of outpatient Cardiovascular Rehabilitation in Ontario
- To share experiences and facilitate dialogue on the current activities and models of delivery for cardiovascular rehabilitation (including virtual, in-person and hybrid)

Provincial CR Measurement & Reporting Initiative: Updated Results

- Initial cardiac cohort, post PCI and post CABG +/- Valve surgery subgroup data points for FY 2022/23 Q4 were presented.
- The ratio of total referrals: total number of clinical meaningful encounters for the initial cardiac cohort ranges between 55 and 63% since the beginning of data collection (October 2021) to April 1, 2023 (slide 9)
- This ratio is higher for the subgroup post CABG +/- Valve surgery (73%) (slide 10) versus post PCI (57%) (slide 11)

Discussion points

- What is the ratio of referral: intake we should aspire to as a province?
- What is an acceptable gap between referral and intake?
- Comment- Some programs experiencing more referrals with fixed capacity-contributing to longer wait list and people then decline so ratio decreases.
- "Million Hearts program" is a campaign in the USA to improve CV health mentioned and mentioned as an inspiring example for improving cardiovascular health <https://millionhearts.hhs.gov/about-million-hearts/index.html>

Guest Presentation: Southlake's Cardiovascular Prevention and Rehabilitation Program (Slides 16-20)

Team: Melissa McBurney (RN) Manager; Dr. Juda Habot, Medical Director; David Kiernan (RKin), Professional Resource

Discussion points following the presentation:

- Content and format of introductory class
- Working through logistics of automatic referral and CR program workload of sorting referral volumes and appropriateness
- Role of CPET, GXT and 6MWT to guide patient program.

Dr. Oh thanked the Southlake team for their informative presentation.

Pulse Check

To stimulate discussion, the following poll questions were asked in real time. Due to time constraints, fulsome discussion was not possible.

The following questions and responses are as follows:

LIVE Poll: Names not recorded | Results shared

ME

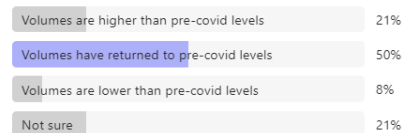
Post-Covid Recovery - Has your program returned to pre-covid intake volumes?

- Volumes are higher than pre-covid levels
- Volumes have returned to pre-covid levels
- Volumes are lower than pre-covid levels
- Not sure

LIVE Poll: Names not recorded | Results shared

ME

Post-Covid Recovery - Has your program returned to pre-covid intake volumes?



24 responses

LIVE Poll: Names not recorded | Results shared

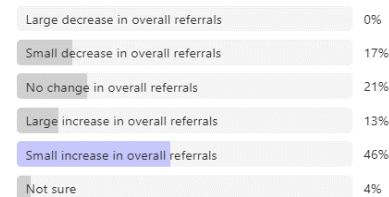
ME

Referrals Trends – what have you observed in your program referrals over the last 3-6 months?

- Large decrease in overall referrals
- Small decrease in overall referrals
- No change in overall referrals
- Large increase in overall referrals
- Small increase in overall referrals

LIVE Poll: Names not recorded | Results shared

ME



24 responses

LIVE Poll: Names not recorded | Results shared

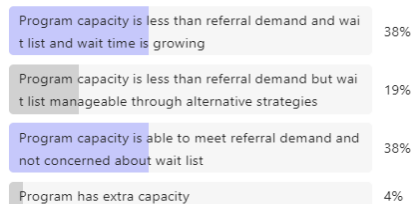
ME

CR Intake Capacity – how would you describe your program's capacity to meet your referral volumes over the last 3-6 months?

- Program capacity is less than referral demand and wait list and wait time is growing
- Program capacity is less than referral demand but wait list manageable through alternative strategies
- Program capacity is able to meet referral demand and not concerned about wait list
- Program has extra capacity

LIVE Poll: Names not recorded | Results shared

ME



26 responses

Next Steps

1. CorHealth team to post notes, slide deck and recording on the on the CorHealth website under 'Resources for Healthcare Planners & Providers', 'Rehabilitation in Ontario'.
<https://www.corhealthontario.ca/resources-for-healthcare-planners-&-providers/cv>
2. Programs to continue with data collection process –quarterly reporting beginning (report April-June data in August 2023). Reminders will be sent with important dates. Email questions to Joy Tabieros (joy.tabieros@ontariohealth.ca)
3. Please email Karen Harkness (karen.harkness@ontariohealth.ca) or Joy Tabieros (joy.tabieros@ontariohealth.ca) if you have any questions.
4. Forum members are encouraged to contact Karen Harkness if they wish to present experiences from their own CR programs as part of the Guest Presentation segment, to facilitate knowledge transfer exchange and to support the wider CR community.
5. Next Forum planned for October 2: 13:00-14:00