

Developing a Navigation Model to Support Persons with Stroke Transitioning to the Community: An Implementation Toolkit

A Navigation Model to Support Persons with Stroke Transitioning to the Community

IMPLEMENTATION TOOLKIT

The following documents were created by the Ontario Stroke Network's Provincial Integrated Work Group tasked with developing a Navigation Model to Support Persons with Stroke Transitioning to the Community. For further explanation and understanding of this toolkit please refer to the Final Report which expands upon each of the deliverables completed by the work group.

The deliverables below are intended to support organizations as they develop new or existing transition models. Each project deliverable may be used as a stand alone resource or in conjunction with other deliverables.

The Toolkit contents include:

1. Roles & Responsibilities Chart

This chart provides a review of the Roles and Responsibilities of different navigation portfolios within Ontario including community and inpatient-focused Stroke Navigators. The chart also includes an assessment of where each portfolio aligns with the Stroke Best Practice Recommendations.

2. Guiding Principles

This document, based on findings from a literature review, provides principles to guide the development of a navigation model to support persons with stroke transitioning to the community. As with the Roles & Responsibilities Chart, an assessment of alignment with the Stroke Best Practice Recommendations has been included.

3. Literature Review

A summary of the results of the literature review focused on navigation and transition models. This document can be used to access relevant literature and evidence to support and guide the development and/or implementation of a Navigation Model.










4. Elements Table

Using the first three Toolkit contents and best practice recommendations, this Elements Table is organized using systems, clinical and navigator role perspectives. These elements should be strongly considered in the development of a navigation model to support persons with stroke transitioning to the community. To supplement the Elements Table, a pictograph demonstrating the foundations of each of the perspectives was created.

5. Discharge Linkage Checklist
Intended for use by the interprofessional team, this Discharge Linkage Checklist was developed to facilitate the process of creating appropriate linkages for persons with stroke transitioning to the community

6. Resource Repository
Resource repositories have been created for both organizations and clinical teams. The listing of organizational resources is intended to assist regions developing navigation models while the clinical resource listing is directed at teams who are providing support to patients and families transitioning to the community.

Toolkit Resources

Deliverable	Resource
1. Roles and Responsibilities of Stroke Navigators and Care Coordinators with Best Practice Alignment	 Roles and Responsibilities Chart
2. Guiding Principles with Best Practice Alignment	 Guiding Principles Nav Model_Final_May
3. Literature Review	 Table of Navigation Article Summary Final
4. Elements Table and Foundational Pictograph	<div style="display: flex; justify-content: space-around; align-items: center;"> <div style="text-align: center;">  Elements Table.pdf </div> <div style="text-align: center;">  Elements Pictograph.pdf </div> </div>
5. Discharge Linkage Checklist	 Discharge Linkage Checklist.pdf
6. Resource Repository	<div style="display: flex; justify-content: space-around; align-items: center;"> <div style="text-align: center;">  Resources and Gaps with Respect to a Nav </div> <div style="text-align: center;">  Table of Resources for Organizations.pdf </div> </div> <div style="text-align: center;">  Table of Resources for Client-Families.pdf </div>